

**First Finance Limited**  
**Balance Sheet (Un-audited)**  
**As at 31 March 2020**

	<u>Notes</u>	<u>As at 31 March</u> <u>2020</u> <u>Taka</u>	<u>As at 31 December</u> <u>2019</u> <u>Taka</u>
<b>PROPERTY AND ASSETS</b>			
<b>Cash</b>	3.00	<b>1,095,615</b>	<b>71,956,561</b>
In Hand (including Foreign Currencies)		69,558	90,891
Balance with Bangladesh Bank and its Agent bank(s) (including foreign currencies)		1,026,058	71,865,670
<b>Balance with other banks and financial institutions</b>	4.00	<b>319,310,990</b>	<b>327,901,120</b>
Inside Bangladesh	4.02	319,310,990	327,901,120
Outside Bangladesh	4.02	-	-
<b>Money at Call and on Short Notice</b>	5.00	-	-
<b>Investments</b>	6.00	<b>46,541,990</b>	<b>47,563,339</b>
Government		-	-
Others		46,541,990	47,563,339
<b>Leases, Loans and Advances</b>		<b>8,746,056,830</b>	<b>8,606,563,501</b>
Loans, Cash Credits, Overdrafts, etc.	7.00	8,746,056,830	8,606,563,501
Bills Purchased and Discounted	8.00	-	-
Fixed Assets including Premises, Furniture and Fixtures	9.00	103,113,656	106,742,674
Other assets	10.00	532,217,079	525,252,017
Non-Banking Assets	11.00	195,987,070	195,955,359
<b>Total Assets</b>		<b><u>9,944,323,230</u></b>	<b><u>9,881,934,571</u></b>
<b>LIABILITIES AND CAPITAL</b>			
<b>Liabilities</b>			
<b>Borrowings from Other Banks, Financial Institutions and Age</b>	12.00	<b>1,140,543,530</b>	<b>1,100,942,307</b>
<b>Deposits and Other Accounts</b>	13.00	<b>5,927,241,418</b>	<b>5,883,777,929</b>
Current Deposits and Other Accounts		-	-
Bills Payable		-	-
Savings Bank Deposits		-	-
Fixed/Term Deposits		5,896,344,418	5,853,159,929
Monthly Savings Scheme		30,897,000	30,618,000
Bearer Certificate of Deposit		-	-
Other Deposits		-	-
<b>Other Liabilities</b>	14.00	<b>1,973,625,407</b>	<b>1,903,767,048</b>
<b>Total Liabilities</b>		<b><u>9,041,410,356</u></b>	<b><u>8,888,487,284</u></b>
<b>Capital/ Shareholders' Equity</b>			
Paid-up Capital	15.00	1,162,202,580	1,162,202,580
Statutory Reserve	16.00	369,944,453	369,944,453
General Reserve	17.00	-	-
Retained Earnings	18.00	(629,234,159)	(538,699,746)
<b>Total Shareholders' Equity</b>		<b><u>902,912,874</u></b>	<b><u>993,447,287</u></b>
<b>Total Liabilities and Shareholders' Equity</b>		<b><u>9,944,323,230</u></b>	<b><u>9,881,934,571</u></b>



**Off-Balance Sheet Items**

**Contingent liabilities**

Acceptances and Endorsements  
 Letters of Guarantee  
 Irrevocable Letters of Credit  
 Bills for Collection  
 Other Contingent Liabilities

19.00

19.01

-	-
-	-
-	-
-	-
-	-
-	-

**Commitments**

Documentary Credits and Short Term Trade-Related Transactions  
 Forward Assets Purchased and forward Deposits Placed  
 Undrawn Note Issuance and Revolving Underwriting Facilities  
 Undrawn Formal Standby Facilities, Credit Lines and Other Commitments

19.02

-	-
-	-
-	-
-	-
-	-
-	-

**Total off-Balance Sheet Items including Contingent Liabilities**

-	-
-	-

**Net Asset Value per Share (NAV)**

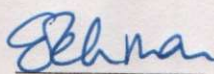
7.77


8.55


**Notes:**

- 1 The figures represent Bangladesh Currency (Taka) which have been rounded off to the nearest Taka.
- 2 Previous period figures have been re-arranged where considered necessary to conform with current period presentation.

  
 Company Secretary (CC)

  
 Head of Finance

  
 Managing Director & CEO (CC)

  
 Director

  
 Chairman

Dated, Dhaka  
 May 30, 2021





**First Finance Limited**  
**Profit and Loss Account (Un-audited)**  
**For the period ended 31 March 2020**

	<u>Notes</u>	<u>For the period ended 31 March</u>	
		2020	2019
		<u>Taka</u>	<u>Taka</u>
Interest Income	20.00	181,684,967	113,773,187
Interest paid on Deposits, Borrowings, etc.	21.00	(200,684,735)	(189,782,795)
Net Interest Income		(18,999,768)	(76,009,608)
Investment Income	22.00	(706,603)	1,012,019
Commission, Exchange and Brokerage	23.00	-	-
Other Operating Income	24.00	5,226,460	26,178,506
		4,519,857	27,190,525
<b>Total operating income (a)</b>		<b>(14,479,911)</b>	<b>(48,819,083)</b>
Salary and Allowances	25.00	27,737,051	29,849,735
Rent, Taxes, Insurance, Electricity, etc.	26.00	5,258,512	4,964,385
Legal Expenses	27.00	93,000	334,000
Postage, Stamps, Telecommunication, etc.	28.00	531,430	758,183
Stationery, Printing, Advertisement, etc.	29.00	1,721,892	661,141
Chief Executive Officer's Salary and Fees	30.00	-	1,275,000
Directors' Fees	31.00	200,000	32,000
Auditors' Fee	32.00	37,500	33,750
Charges on Loan Losses		-	-
Depreciation and Repair of Company's Assets	33.00	4,241,573	4,526,986
Other Expenses	34.00	14,122,276	39,005,331
<b>Total Operating Expenses (b)</b>		<b>53,943,234</b>	<b>81,440,511</b>
<b>Profit before Provision (c = a-b)</b>		<b>(68,423,146)</b>	<b>(130,259,594)</b>
Provision against Leases, Loans and Advances	35.00	19,700,795	(51,248,819)
Provision for Diminution in Value of Investments	36.00	1,352,581	2,443,789
Other Provision		-	-
<b>Total Provision (d)</b>		<b>21,053,376</b>	<b>(48,805,030)</b>
<b>Profit before Taxation (e = c-d)</b>		<b>(89,476,522)</b>	<b>(81,454,564)</b>
<b>Provision for Taxation (f):</b>			
Current Tax	14.04	1,117,229	845,782
Deferred Tax	14.05	(59,338)	9,336
		1,057,891	855,118
<b>Profit after Taxation (g = e - f)</b>		<b>(90,534,413)</b>	<b>(82,309,682)</b>
Retained earnings, brought forward		(538,699,746)	(646,636,858)
Profit available for appropriation		(629,234,159)	(728,946,540)
<b>Appropriations:</b>			
Statutory Reserve		-	-
General Reserve		-	-
Bonus Shares		-	-
Cash Dividend		-	-
		-	-
<b>Retained earnings, Carried forward</b>		<b>(629,234,159)</b>	<b>(728,946,540)</b>
<b>Earnings Per Share (EPS)</b>	35.00	<b>(0.78)</b>	<b>(0.71)</b>

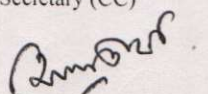
**Notes:**

- 1 The figures represent Bangladesh Currency (Taka) which have been rounded off to the nearest Taka.
- 2 Previous period figures have been re-arranged where considered necessary to conform with current period presentation.

  
 Company Secretary (CC)

  
 Head of Finance

  
 Managing Director & CEO (CC)

  
 Director

  
 Chairman

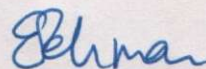
Dated, Dhaka  
 May 30, 2021




**First Finance Limited**  
**Statement of Cash Flows (Un-audited)**  
For the period ended 31 March 2020

<u>Particulars</u>	<u>Notes</u>	<u>For the period ended 31 March</u>	
		<u>2020</u> <u>Taka</u>	<u>2019</u> <u>Taka</u>
<b>A) Cash Flows from Operating Activities</b>			
Interest received		178,546,408	111,649,481
Interest paid		(249,360,962)	(253,202,006)
Dividend received		-	-
Paid to employees		(27,737,051)	(31,124,735)
Income taxes paid		(642,082)	(2,356,362)
Received from other operating activities		4,519,857	27,190,525
Paid for other operating activities		(37,174,023)	(47,334,602)
<b>Cash generated from operating activities before changes in operating assets and liabilities</b>		<b>(131,847,853)</b>	<b>(195,177,699)</b>
<b>Increase/(decrease) in operating assets liabilities</b>			
Leases, loans and advances to customers		(139,493,329)	39,518,202
Other assets		6,322,980	(15,227,325)
Deposit from customers		43,463,489	(871,443,918)
Other liabilities		69,858,360	30,567,515
		<b>(19,848,501)</b>	<b>(816,585,526)</b>
<b>Net cash from/(used in) operating activities</b>		<b>(151,696,353)</b>	<b>(1,011,763,224)</b>
<b>B) Cash Flows from Investing Activities</b>			
Purchase of fixed assets		(69,808)	(87,970)
Proceeds from sale of vehicle		-	-
Proceeds from other investments		1,021,349	(2,516,877)
Proceeds from sale of non financial institutional assets		(31,711)	(218,360)
<b>Net cash from/(used in) investing activities</b>		<b>919,830</b>	<b>(2,823,207)</b>
<b>C) Cash Flows from Financing Activities</b>			
Dividend paid		-	-
Receipt from borrowing and issuance of debt securities		39,601,223	7,277,554
<b>Net cash from/(used in) financing activities</b>		<b>39,601,223</b>	<b>7,277,554</b>
<b>D) Net increase in cash and cash equivalents (A+B+C)</b>		<b>(111,175,301)</b>	<b>(1,007,308,878)</b>
E) Effect of exchange rate changes on cash and cash equivalents		-	-
F) Cash and cash equivalents at beginning of the period		399,857,681	1,413,911,365
<b>G) Cash and cash equivalents at end of the period (D+E+F)</b>		<b>288,682,381</b>	<b>406,602,487</b>
Cash and cash equivalents at end of the period:			
Cash in hand		69,558	86,265
Balance with Bangladesh Bank and its agents bank(s)		1,026,058	61,075,924
Balance with other banks and financial institutions		319,310,990	345,440,298
		<b>320,406,605</b>	<b>406,602,487</b>
<b>Net operating cash flow per share</b>		<b>(1.31)</b>	<b>(8.71)</b>

  
\_\_\_\_\_  
Company Secretary (CC)

  
\_\_\_\_\_  
Head of Finance

  
\_\_\_\_\_  
Managing Director & CEO (CC)

  
\_\_\_\_\_  
Director

  
\_\_\_\_\_  
Chairman

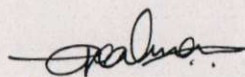
Dated, Dhaka  
May 30, 2021





**First Finance Limited**  
**Statement of Changes in Shareholders' Equity (Un-audited)**


For the period ended 31 March 2020


Particulars	Paid-up Capital	Statutory Reserve	General Reserve	Retained Surplus	Total
	Taka	Taka	Taka	Taka	Taka
Balance as on 01 January 2019	1,162,202,580	342,960,175	-	(646,636,858)	858,525,897
Bonus Share Issued for 2018	-	-	-	-	-
Right Shares Issued	-	-	-	-	-
Net Profit for the period ended 31 March, 2019	-	-	-	(82,309,682)	(82,309,682)
Addition made during the period	-	-	-	-	-
Appropriation made during the period	-	-	-	-	-
<b>Balance as on 31 March 2019</b>	<b>1,162,202,580</b>	<b>342,960,175</b>	<b>-</b>	<b>(728,946,540)</b>	<b>776,216,215</b>
Balance as on 01 January 2020	1,162,202,580	369,944,453	-	(538,699,746)	993,447,287
Bonus Share Issued for 2019	-	-	-	-	-
Right Shares Issued	-	-	-	-	-
Net Profit for the period ended 31 March, 2020	-	-	-	(90,534,413)	(90,534,413)
Addition made during the period	-	-	-	-	-
Appropriation made during the period	-	-	-	-	-
<b>Balance as on 31 March 2020</b>	<b>1,162,202,580</b>	<b>369,944,453</b>	<b>-</b>	<b>(629,234,159)</b>	<b>902,912,873</b>

  
 Company Secretary (CC)

  
 Head of Finance

  
 Managing Director & CEO (CC)

  
 Director

  
 Chairman

Dated, Dhaka  
 May 30, 2021