

FIRST FINANCE LIMITED

Un Audited Balance Sheet

As at 31 March 2021

Particulars	Notes	Amount in BDT	
		Mar 31, 2021	Dec 31, 2020
PROPERTY AND ASSETS			
Cash	3.00	40,042,582	42,123,208
In Hand (including foreign currencies)		112,905	50,546
Balance with Bangladesh Bank and its agent bank(s) (including foreign currencies)		-	-
		39,929,677	42,072,662
Balance with Other Banks and Financial Institutions	4.00	350,615,823	330,784,861
Inside Bangladesh	4.01	350,615,823	330,784,861
Outside Bangladesh	4.02	-	-
Money at call and on short notice	5.00	-	-
Investments	6.00	52,481,539	67,326,259
Government		-	-
Others		52,481,539	67,326,259
Leases, Loans and Advances		8,898,583,944	8,862,514,386
Loans, Cash Credits, Overdrafts, etc.	7.00	8,898,583,944	8,862,514,386
Bills Purchased and Discounted	8.00	-	-
Fixed assets including premises, furniture and fixtures	9.00	116,639,681	119,504,380
Other assets	10.00	533,455,454	529,321,960
Non-banking assets	11.00	195,988,070	195,987,070
Total Assets		10,187,807,093	10,147,562,124
LIABILITIES AND CAPITAL			
Liabilities			
Borrowings from Other Banks, Financial Institutions and Agents	12.00	1,204,307,207	1,207,526,127
Deposits and Other Accounts	13.00	6,201,744,330	6,076,329,721
Current deposits and other accounts		-	-
Bills payable		-	-
Savings bank deposits		-	-
Fixed/term deposits		6,178,636,330	6,052,008,721
Monthly Savings Scheme		23,108,000	24,321,000
Bearer certificate of deposit		-	-
Other deposits		-	-
Other Liabilities	14.00	2,454,381,304	2,371,600,887
Total Liabilities		9,860,432,841	9,655,456,735
Capital/ Shareholders' Equity			
Paid-up capital	15.00	1,162,202,580	1,162,202,580
Statutory reserve	16.00	369,944,452	369,944,451
General reserve	17.00	-	-
Retained earnings	18.00	(1,204,772,780)	(1,040,041,643)
Total Shareholders' Equity		327,374,252	492,105,388
Total Liabilities and Shareholders' Equity		10,187,807,093	10,147,562,124

Particulars	Notes	Amount in BDT	
		Mar 31, 2021	Dec 31, 2020
Off-Balance Sheet Items			
Contingent liabilities	19.00		
Acceptances and endorsements		-	-
Letters of guarantee	19.01	-	-
Irrevocable letters of credit		-	-
Bills for collection		-	-
Other contingent liabilities		-	-
		-	-
Commitments	19.02		
Documentary credits and short term trade-related transactions		-	-
Forward assets purchased and forward deposits placed		-	-
Undrawn note issuance and revolving underwriting facilities		-	-
Undrawn formal standby facilities, credit lines and other commitments		-	-
		-	-
Total off-Balance Sheet items including contingent liabilities		-	-
Net Asset Value per Share (NAV)	40.00	2.82	4.23

The accompanying notes form an integral part of this financial statement.




 Company Secretary (CC)




 Head Of Finance



 Managing Director & CEO



 Director



 Chairman

Dated, Dhaka
 December 02, 2021

First Finance Limited

Un Audited Profit and Loss Account

For the period ended 31 March 2021

Particulars	Notes	January 01 to March 31	
		2021 (BDT)	2020 (BDT)
Interest income	20.00	112,500,884	181,684,967
Interest paid on deposits, borrowings, etc.	21.00	(167,237,275)	(200,684,735)
Net interest income		(54,736,391)	(18,999,768)
Investment income	22.00	(15,731,953)	(706,603)
Commission, exchange and brokerage	23.00	-	-
Other operating income	24.00	2,249,042	5,226,460
		(13,482,911)	4,519,857
Total operating income		(68,219,302)	(14,479,911)
Salary and allowances	25.00	26,466,536	27,737,051
Rent, taxes, insurance, electricity, etc.	26.00	5,204,963	5,258,512
Legal expenses	27.00	235,000	93,000
Postage, stamps, telecommunication, etc.	28.00	430,907	531,430
Stationery, printing, advertisement, etc.	29.00	939,081	1,721,892
Chief Executive Officer's salary and fees	30.00	-	-
Directors' fees	31.00	88,000	200,000
Auditors' fee	32.00	-	37,500
Charges on loan losses		-	-
Depreciation and repair of company's assets	33.00	4,019,487	4,241,573
Other expenses	34.00	31,286,237	14,122,276
Total operating expenses		68,670,211	53,943,235
Profit before provision		(136,889,514)	(68,423,146)
Provision against leases, loans and advances	35.00	43,231,928	19,700,795
Provision for diminution in value of investments	36.00	(11,171,633)	1,352,581
Other provision		-	-
Total provision		32,060,295	21,053,376
Profit before taxation		(168,949,809)	(89,476,522)
Provision for taxation			
Current tax	14.04	594,108	1,117,229
Deferred tax	14.05	(4,812,779)	(59,338)
		(4,218,672)	1,057,891
Profit after taxation		(164,731,137)	(90,534,413)
Retained earnings, brought forward		(1,040,041,643)	(538,699,746)
Profit available for appropriation		(1,204,772,780)	(629,234,159)

Particulars	Notes	January 01 to March 31	
		2021 (BDT)	2020 (BDT)
Appropriations:			
Statutory reserve		-	-
General reserve		-	-
Bonus shares		-	-
Cash dividend		-	-
		-	-
Retained earnings, carried forward		(1,204,772,780)	(629,234,159)
Earnings Per Share (EPS)	37.00	(1.42)	(0.78)

The accompanying notes form an integral part of this financial statement.



 Company Secretary (CC)




 Head Of Finance



 Managing Director & CEO



 Director



 Chairman

Dated, Dhaka
 December 02, 2021


First Finance Limited

Un Audited Statement of Cash Flows

For the period ended 31 March 2021

Particulars	Notes	Amount in BDT	
		Mar 31, 2021	Mar 31, 2020
A) Cash Flows from Operating Activities			
Interest received		143,445,187	178,546,408
Interest paid		(201,900,753)	(249,360,962)
Dividend received		314,216	-
Paid to employees		(26,466,536)	(27,737,051)
Income taxes paid		(1,570,831)	(642,082)
Received from other operating activities		(13,881,398)	4,519,857
Paid for other operating activities		(39,082,375)	(5,449,799)
Cash generated from Operating Activities before Changes Increase/(Decrease) in Operating Assets and Liabilities		(139,142,490)	(100,123,629)
Leases, loans and advances to customers		(36,069,558)	(139,493,329)
Other assets (Excluding AIT)		(2,562,664)	6,322,980
Deposit from customers		125,414,609	43,463,489
Other liabilities		58,657,969	69,858,360
		145,440,356	(19,848,501)
Net Cash From/(Used in) Operating Activities		6,297,867	(119,972,129)
B) Cash Flows from Investing Activities			
Purchase of fixed assets		(256,602)	(69,808)
Proceeds from sale of vehicle		84,271	-
Proceeds from other investments		14,844,720	1,021,349
Proceeds from sale of non financial institutional assets		(1,000)	(31,711)
Net Cash from/(Used in) Investing Activities		14,671,389	919,830
C) Cash Flows from Financing Activities			
Dividend paid		-	-
Receipt from borrowing and issuance of debt securities		(3,218,921)	39,601,223
Net Cash From/(Used in) Financing Activities		(3,218,921)	39,601,223
D) Net increase in Cash and Cash Equivalents (A+B+C)		17,750,334	(79,451,077)
E) Effect of exchange rate changes on cash and cash equivalents		-	-
F) Cash and cash equivalents at beginning of the year		372,908,069	399,857,681
G) Cash and Cash Equivalents at end of the year (D+E+F)		390,658,404	320,406,605
Cash and cash equivalents at end of the year:			
Cash in hand		112,905	69,558
Balance with Bangladesh Bank and its agents bank(s)		39,929,677	1,026,058
Balance with other banks and financial institutions		350,615,823	319,310,990
		390,658,404	320,406,605
Net Operating Cash Flow per Share	38.00	0.05	(1.31)

The accompanying notes form an integral part of this financial statement.


Company Secretary (CC)


Head Of Finance


Managing Director & CEO


Director


Chairman

Dated, Dhaka
December 02, 2021

First Finance Limited

Un Audited Statement of Changes in Shareholders' Equity

For the period ended 31 March 2021

Particulars	Paid-up Capital	Share Money Deposit	Statutory Reserve	General Reserve	Retained Surplus	Total
	Taka	Taka	Taka	Taka	Taka	Taka
Balance as on 01 January 2020	1,162,202,580		369,944,453	-	(538,699,746)	993,447,287
Net Profit for the year ended 31 March, 2020	-		-	-	(90,534,413)	(90,534,413)
Addition made during the year	-		-	-	-	-
Balance as on 31 March 2020	1,162,202,580	-	369,944,453	-	(629,234,160)	902,912,873
Balance as on 01 January 2021	1,162,202,580		369,944,453	-	(1,040,041,643)	902,912,873
Net Profit for the year ended 31 March, 2021	-		-	-	(164,731,137)	(164,731,137)
Balance as on 31 March 2021	1,162,202,580		369,944,453	-	(1,204,772,781)	327,374,252


The accompanying notes form an integral part of this financial statement.


Company Secretary (CC)


Head Of Finance


Managing Director & CEO


Director


Chairman

Dated, Dhaka
December 02, 2021